



## WOODLAWN SCHOOL LIBRARY

**Welcome students and parents, I'm so glad you've stopped by!**

**Once again our Library is going to look quite a bit different. Instead of students coming to the library, they will be able to sign out books online. I have included instructions for our online Library for parents and students to browse and place library books on hold.**

### **More Information:**

**Books will be available for pick up at Woodlawn every Tuesday - Thursday from 9:00am - 4:00pm through the pick up window at the front office.**

- 1. Please bring your own bag to carry the books.**
- 2. Book orders/holds will need to be submitted by Friday at 4:00 pm for Tuesday - Thursday pick up.**
- 3. Maximum of 4 books, including ones that you are still reading.**
- 4. Please return books that are currently checked out prior to picking up new books.**

5. Place returned books in the box outside the front of the school.

***Please note if you have books that were signed out before the suspension of classes in November, please return them to the school as soon as possible! (No late fees will be associated with these books)***

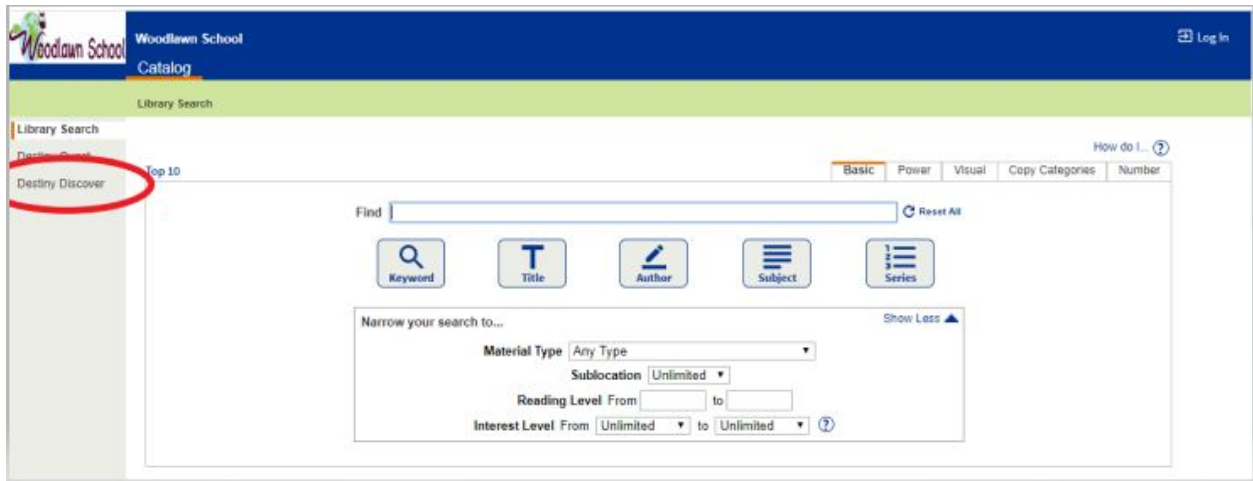
## WOODLAWN LIBRARY BOOK CHECKOUT INSTRUCTIONS

Step 1: Click on the link and go to <http://destiny.hsd.ca/> and choose Woodlawn School

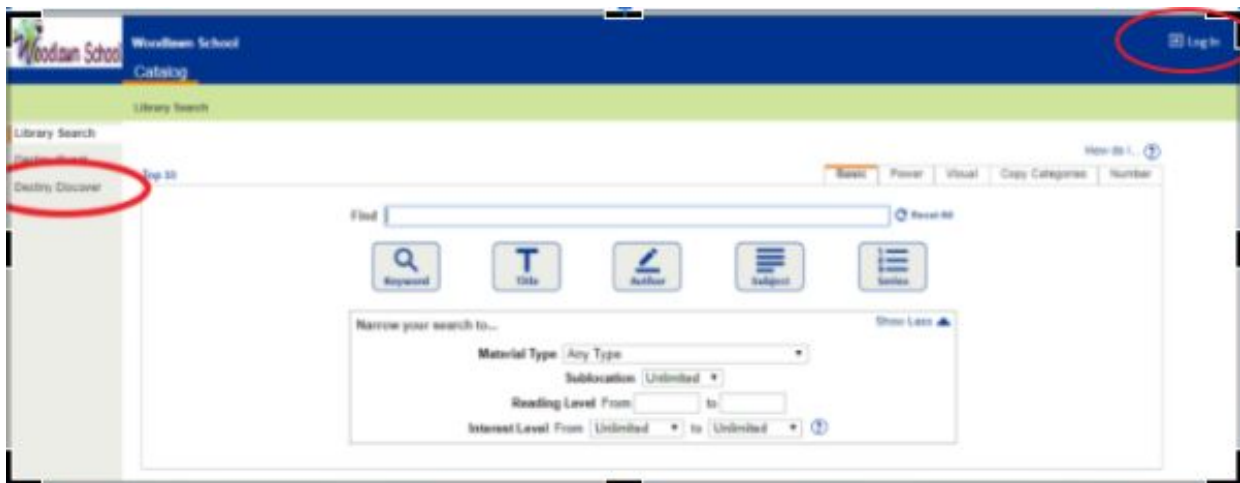
The screenshot shows the Follett Destiny website interface for the Hanover School Division. The page is titled "Follett Destiny Welcome to Hanover School Division" and includes a "Log In" link. The main content area is divided into several sections for school selection:

- 5-12 Schools:** Green Valley School
- Elementary Schools:** Elmdale School, Kleefeld School, Landmark Elementary School, Mitchell Elementary School, Niverville Elementary School, South Oaks School, Southwood School, and Woodlawn School (circled in red).
- K-9 Schools:** Blumenort School and Bothwell School
- Middle Schools:** Clearspring Middle School, Mitchell Middle School, Niverville Middle School, and Stonybrook Middle School
- High Schools:** Landmark Collegiate, Niverville High School, and Steinbach Regional Secondary School

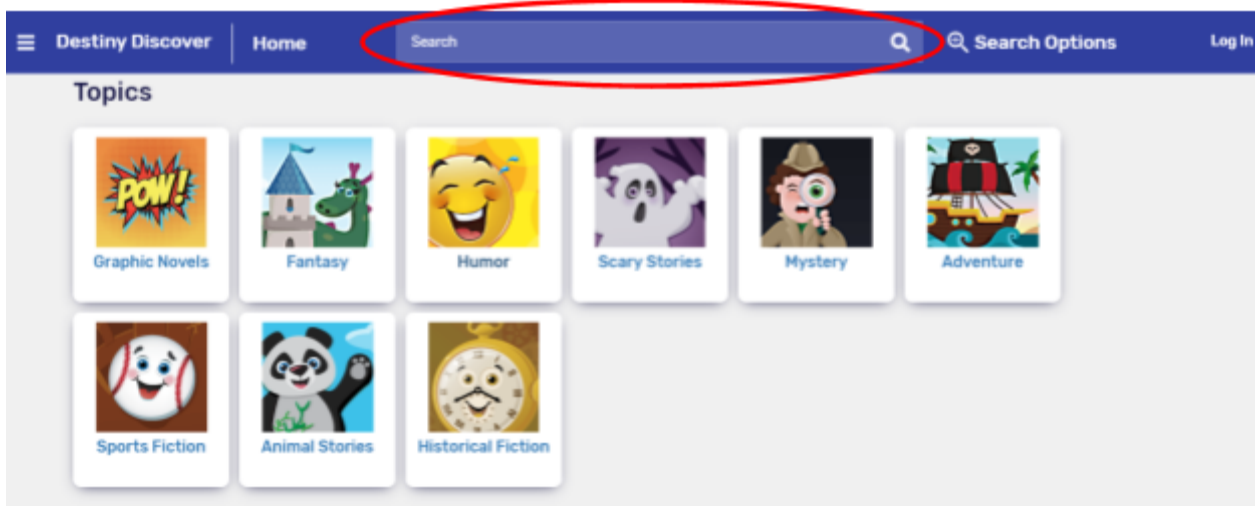
Step 2: Click on Destiny Discover on the left side



**Step 3: Click on the Login on the top right hand side.**

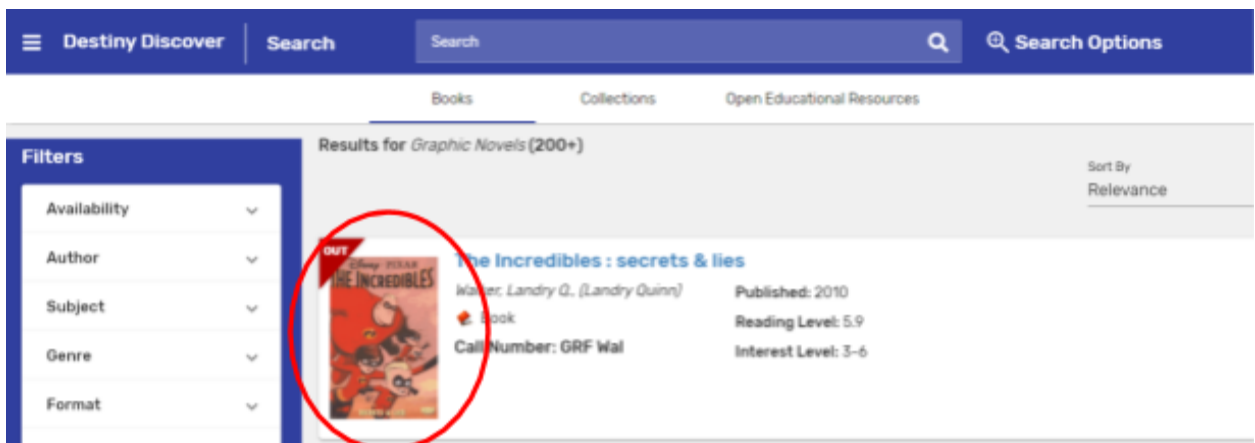


**Step 4: Search for a book by Keyword, Title, Author, Subject or Series. You can also click on the different icons to see books under specific genres.**



**Step 5: Determine if the book is available**

**\*\*NOTE: If the banner is red and says out, this means the book has already been taken out. You will have to select a different book.**



**Step 6: If the banner is green you can put the book on hold. You can put up to 4 books on hold. Once you have put it on hold you can not remove the hold. You can email Mrs. Loewen to remove a hold for a book you don't want.**